

176
C.C.C.
Di[illegible]

WAKING
TRANSIT BOOK
363 A

ETTER

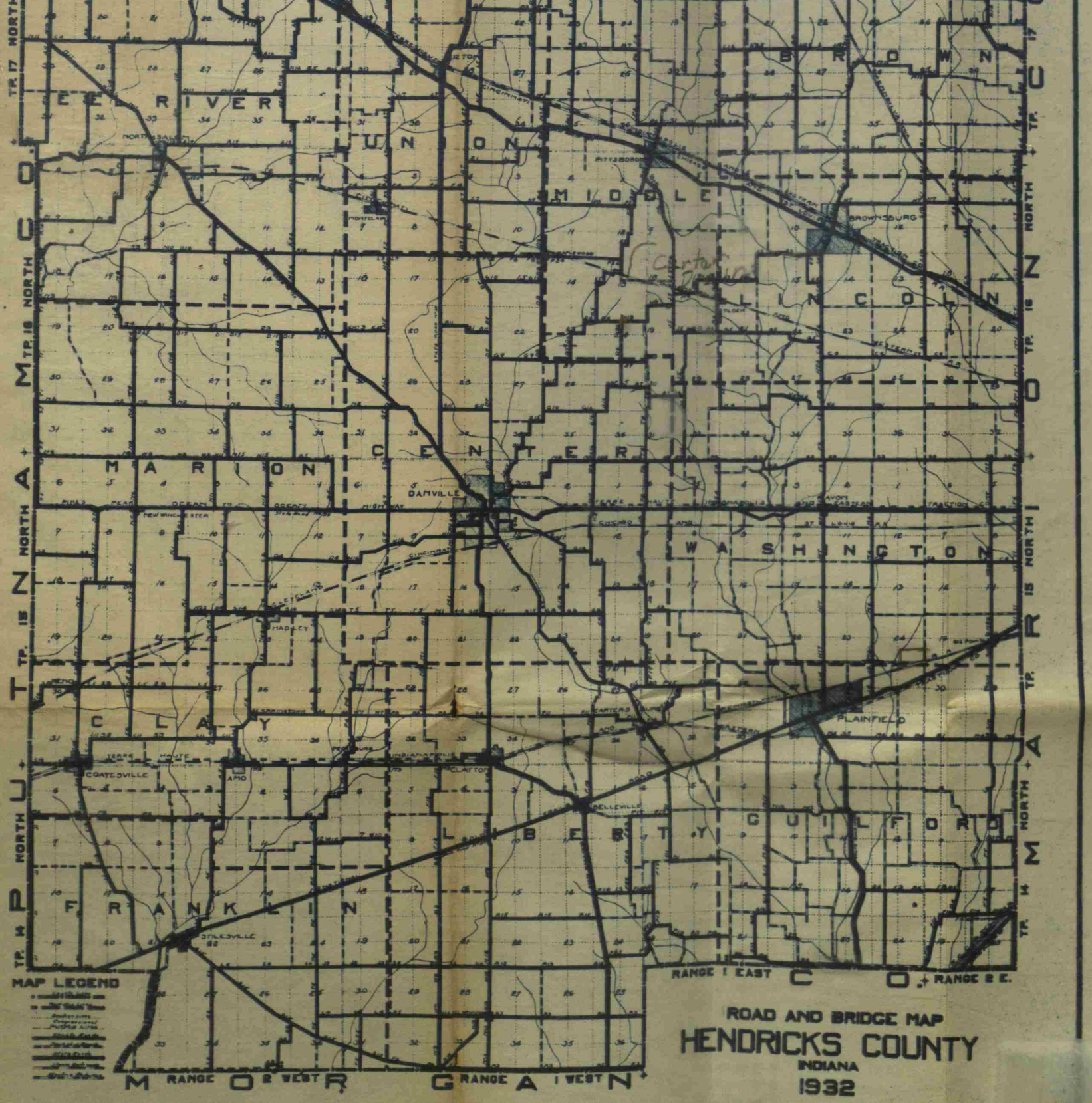

ROAD AND BRIDGE MAP

HENDRICKS COUNTY

INDIANA

1932

+	$\overline{\pi}$	−	B.M.
0.48	100.48		100.00
		1.71	98.77
6.11	104.88		

$$\begin{array}{r} 103\,33 \\ 2\,84 \\ 1 \\ \hline 100.49 \end{array}$$

1) James B. Hunt Ditch
under
Clean out by C.C.C. Camp

0+0 Empties into Ross Dredge
2+30 Leave old channel
Old channel bends to East 43' @ 2+70
3+15 Hit into old channel
3+73 Riddle S. line - Harry Rawlings N line
222' West to Riddle SW Cor.
10+49 5" Tile empties from SW
12+40 6" Tile empties from SW.
15+88 Harry Rawlings E. line
Aldis " " W. line
16+0 Leave old channel
old channel bends approx
65' to N.
17+40 Crosses old channel
old ch. to S. about 25'
17+90 Crosses old channel
Channel to N. 25'
18+25 back in old channel
18+78 Cross old channel
Ch. to N. about 40'
19+30 Cross old ch.
Old ch to S. 40'
20+0 " ch 10' So

20+40	Hit old channel - Follow
21+75	Leave old ch. Follow low ground.
	Old ch angles to Rt. 100'
25+15	Cross old ch again - old ch N. 20'
25+75	" " " "
	new channel.
	old channel to the South
26+87	Aldis Rawlings E. line
	J. L. Rawlings W. line
28+60	Cross old ch. - old to N.
29+85	Cross old ch - old to S.
33+0	Hit Old Ch & Follow
37+50	End D Co. Ditch.
40+81	N & S. Fence
48+47	N & S. Fence
52+75	Straighten channel straight thru - Sta 52+75 to 53+75
53+75	Hit Old ch - Follow
54+50	N. & S. Fence

Equation -
Sta 36+10 = 38+0

57+07 (8" Tile)(?) from So.

62+87 N & S. Fence
71+20 W. Rd. Fence
71+36 ℄ Road
71+52 E. Rd Fence
76+10 6" tile from South
81+70 N. & S. Fence
84+40 Head but tile washed out

84+90 End ∑ open Ditch
16" tile

4 Levels – James B. Hunt Ditch

	+	℄	–	B.M.
	3.33	103.33		100.00
0+0				
1+0				
2+0				
2+30				
3+0				
3+15				
4+0				
5+00	6.08		2.84	100.49
		106.57		
6+0				
7+0				
8+0				

B.M. on top of old Fence Post 200' W. of 0+00. 90.73

Fl. Ross Ditch – 12.60

	Tstk 91.99	Gd. 91.63	Ditch 91.51
	11.34	11.70	11.82
	94.49	94.09	92.61
	8.86	9.24	10.72
	95.33	94.94	92.55
	8.00	8.39	10.78
	99.38	98.97	98.88
	3.95	4.36	4.45
	99.17	98.69	98.78
	4.16	4.66	4.55
	99.27	98.83	94.77
	3.96	4.50	8.52
	99.49	99.07	95.63
	3.85	4.26	7.70
	100.49	100.11	95.48
	2.84	3.22	7.85
	100.69	100.32	96.36
	5.88	6.25	10.21
	100.87	100.47	96.82
	5.70	6.10	9.75
	100.87	100.52	97.37
	5.70	6.05	9.20

5

	+	ℸ	−	B.M
		106.57		
9+0				
10+0				
10+49				7l. til
11+0				
12+00 ⊙	5.09		3.45	103.12
		108.21		
12+40				Fl. T.6 →
13+0				
14+0				
15+0				
on rock ⊙	8.87		5.66	102.55
		111.42		
16+0				
17+0				
17+40	Cross old ch.			
Sth 17+0 ⊙	9.45		5.90	105.52
18+0		114.97		
18+78		in old ch.		
19+0 ⊙	4.22		9.00	105.97
		110.19		

Sth	Gde Sth	Ditch
102.01	101.66	97.92
4.56	4.91	8.65
101.77	101.30	98.41
4.80	5.27	8.16
7.40 – 99.17		
102.15	101.77	99.05
4.42	4.80	7.52
103.17	102.67	99.37
3.45	3.95	7.20
8.05 – 100.16		
102.94	107.41	99.61
5.27	5.80 –	8.60
103.17	102.68	100.45
5.09	5.53 –	7.76
103.35	102.91	101.18
4.86	5.30	7.03
103.84	103.37	103.50 begin new cut
7.58	8.05	7.92
105.52	105.09	104.84
5.90	6.33	6.58
102.20		
9.22		
		back in old ch.
104.22	103.42	103.32
10.75	11.55	11.65
102.97		Leave old ch.
12.00		
9.00 105.97	105.57	105.39
	9.40	9.58

	+	⊼	−	B.M		T. stk	Gd @ stk	Ditch
		110.19						
19+30			7 l. old ch.		→	104.81 6.38		
20+0						106.77 3.42	106.14 4.05	106.09 4.10
21+0						105.97 4.40	105.24 4.95	104.41 5.78
on Stump ⊙	5.18		2.35	107.84				
22+0		113.02				107.12 5.90	106.47 6.55	106.42 6.60
23+0						107.67 5.35	107.12 5.90	106.90 6.12
24+0						108.34 4.68	107.72 5.30	107.77 5.25
						B.M. − 0.77 − 112.25	on Heart of large	
							Stump 3'-0 diameter − 125' N. − 24+0	
25+0 ⊙	5.34		3.74	109.28		109.28 3.74	108.84 4.18	108.74 4.28
25+15		114.62	cross old ch. − 7.98		106.64			
25+75		cross old ch − 7.74			106.88			
26+0						109.12 5.50	108.61 6.01	108.44 6.18
27+0 ⊙	8.17		5.44	109.18		109.18 5.44	108.55 6.07	108.42 6.20
		117.35						
28+0						109.75 7.60	109.15 8.20	109.10 8.25
29+0 ⊙	5.00		6.67	110.68		110.68 6.67	110.12 7.23	110.00 7.35
		115.68						

17

	+	IT	−	B.M
		115.68		
29+85	Cross ld channel		7.09	108.59
30+0				
31+0				
32+0	5.44		3.97	111.71
		117.15		
33+0				
34+0				
35+0				
36+0				
36+10= 38+0				
39+0	4.64		3.22	113.93
		118.57		
40+0				
41+0				
42+0				

T. sth	Gd. e sth	Ditch
110.92 4.76	110.26 5.42	109.83 5.85
111.24 4.44	110.63 5.05	110.50 5.18
111.71 3.97	111.17 4.51	111.10 4.58
111.40 5.75	110.60 6.55	109.67 7.48
112.96 4.19	112.39 4.76	110.42 6.73
112.90 4.25	112.29 4.86	110.29 6.86
111.70 5.45	111.07 6.08	110.80 6.35
111.95 5.20	111.15 6.00	110.90 6.25
113.93 3.22	113.25 3.90	111.20 5.95
113.52 5.63	112.68 5.89	111.39 7.18
112.93 5.74	112.25 6.32	111.89 6.68
115.10 3.47	114.68 3.89	111.92 6.65

	+	⊼	−	B.M.		T. Sth	Gd @ Sth	Dtch
		118.57						
43+0	6.90		4.51	114.06		114.06 4.51	113.57 5.00	111.47 7.10
		120.96						
44+0						115.17 5.79	114.58 6.38	111.66 9.30
45+0						115.92 5.04	115.40 5.56	8.82 − 112.14
46+0						116.53 4.43	116.01 4.95	8.38 − 112.58
47+0						115.51 5.45	115.07 5.89	112.63 8.33
48+0						116.38 4.58	115.71 5.25	113.14 7.82
B.M.	4.64		1.22	119.74	B.M.	on rock @ NW. corner of corn crib - 150' So. of 50+0		
		124.38						
49+0						116.17 8.21	115.78 8.60	113.76 10.65
50+0						115.98 8.40	115.53 8.85	113.98 10.40
51+0						116.33 8.05	115.93 8.45	114.13 10.25
52+0						116.48 7.90	116.00 8.38	114.28 10.10
53+0						116.58 7.80	116.20 8.18	116.13 8.25
54+0						117.40 6.98	117.00 7.38	115.38 9.00
55+0	4.76		5.22	119.16		5.22 119.16	5.78 − 118.60	115.26 9.12
		123.92						

9

	+	℄	−	B.M
		123.97		
56+0				
57+0			117.03	
57+07	Top of til		6.89	
58+0				
59+0				
60+0				
61+0	5.15		2.00	121.97
		127.07		
62+0				
63+0				
64+0				
65+0				
66+0				
67+0	8.57		5.20	121.87
		130.39		
68+0				
69+0				
70+0				

T. 5th	Rd 5th	Del
119.73	119.19	115.77
4.19	4.73	8.20
118.01	117.46	115.85
5.91	6.46	8.07
120.17	119.51	116.07
3.80	4.41	7.90
120.45	119.83	7.88-116.04
3.47	4.09	
121.37	120.89	116.17
2.60	3.03	7.75
121.97	121.47	116.67
2.00	2.50	7.30
121.87	121.49	116.89
5.15	5.58	10.18
123.18	122.74	117.27
3.89	4.33	9.80
122.99	122.54	117.43
4.08	4.53	9.64
123.37	122.69	117.65
3.70	4.38	9.42
123.22	122.69	117.77
3.85	4.38	9.35
121.87	121.03	118.57
5.20	6.04	8.50
123.34	122.79	118.65
9.05	7.60	11.74
123.74	122.99	118.63
6.65	7.40	11.76
123.74	123.04	119.04
6.65	7.35	11.35

	+	℄	−	B.M	
		130.39			
71+0					
	2.83		4.15	126.24	on
		129.07			
72+0					
72+30	6"	tile Fl.	8.04	-121.03	
73+0					
74+0					
75+0	6.00		2.84	126.23	
		132.23			
76+0					
76+10	6" tile from		5 Fl.	10.38	-121.85
77+0					
78+0					
79+0					
80+0	4.56		4.62	127.61	
		132.17			
81+0					

Sta	Gd @ Sta	Ditch
123.75	123.04	119.77
6.64	7.35	10.67

SW. wing of conc. Bridge next to end of Handrail
Sta - 71+25

124.75	124.13	119.78
4.32	4.94	9.29
125.85	125.29	120.49
3.22	3.78	8.58
125.87	125.13	120.47
3.20	3.94	8.60
126.23	125.77	120.45
2.84	3.30	8.62
125.96	125.38	121.11
6.27	6.85	11.12
127.30	126.80	121.07
4.93	5.43	11.16
127.03	126.48	121.55
5.20	5.75	10.68
127.90	127.38	121.71
4.33	4.85	10.52
127.61	127.09	121.88
4.62	5.14	10.35
125.90	125.47	122.17
6.27	6.75	10.00

11

	+	π	−	B.M.
		132.17		
82+0				
83+0				
84+0				
~~8~~				123.72
84+90	Top 16" Tile			8.45
85+00				

on cut out (2.5') — 129.65
place in Elm tree
at Sta. 82+0

T. Sth	Gd @ Sth	Ditch
126.64	126.05	122.49
5.53	6.12	9.68
127.55	127.11	122.89
4.62	5.06	9.28
125.97	125.47	121.17
6.20	6.70	9.00
126.47	125.97	123.27
5.70	6.20	8.90

Check B.M.

sta	+	π	−	B.M
82+0	0.56	130.21		129.65
74+0	5.17	131.08	4.30	125.91
008 B.M	1.26	127.51		126.25
60+0	3.50		6.23	121.28
		124.78		
54+0	6.60		7.50	117.28
		123.88		
	0.82	120.56		119.74
42+0			5.45	115.11
	3.00	118.11		
			5.15	112.96
	2.75	115.71		
29+0			5.06	110.65
	3.52	114.17		
27+0			5.02	109.15
	4.73	113.88		
23+0			6.24	107.64
	3.35	110.99		
20+0			4.29	106.70
	3.20	109.90		
16+0			6.17	103.73

James B Hunt Ditch - Union Twp

B.M.	Check
129.65	
71+0 B.M 126.24	483 126.25
49+0 B.M. 119.74	4.28 − 119.60
24+0 BM 112.25	1.68 112.20

119.74
119.60
.14

13

	+	⊼	-	10373 B.M
	4.83	108.56		
12+0			5.46	103.10
	3.65	106.75		
6+0			6.08	100.67
	3.05	103.72		
4+0			4.31	99.41
3+15			4.60	99.12

100.00

3.74 –
99.98

15 John D. Tharp Ditch
CCC Camp Work

0+0 Ross Ditch
2+75 Straighten
3+75 End Straightening

25+0 } Straighten Channel
26+0 }

29+0 End of County Ditch
27+0 { Leach E. Line
Armstrong W. Line

33+0 Armstrong N. Line
33+0 E. Montgomery S. Line

46+98 W. Rail Rd. #39 Bridge
47+21 E. Rail Rd. #39 Bridge

62+60 Arm enters Main Ditch

77+57 N & S. Fence on Bungin
79+54 14" tile @ head of ditch
79+92 W. Rd Fence

Arm #1
62+60 Arm begins
5+55 15" tile

16 Levels – John D. Tharp Ditch

Sta.	+	H	–	B.M
	1.90	101.90		100.00
0+0				
1+0				
2+0				
2+75				
3+75			3.00	98.90
	5.61	104.51		
5+0				
6+0				
7+0				
8+0				
9+0			3.26	101.25
	5.04	106.29		
10+0				
11+0				
12+0				
13+0				
14+0			3.36	102.93
	5.61	108.54		

B.M on butt of 18" dia. stump W. of Sta. 3+25

89.10

Ross Ditch – Fl. – 12.80

T.P.	Sta.	Ditch
93.21		89.45
8.69		12.45
95.31		89.85
6.59		12.05
98.07		91.60
3.83		10.30
98.70		91.80
3.20		10.10
98.90		92.10
3.00		9.80
99.27		94.68
5.29		9.83
99.78		95.87
4.73		8.67
99.05		
5.46		8.11–96.40
100.51		
4.00		7.48–97.03
101.25		
3.26		6.95–97.56
101.12		97.77
5.17		8.52
100.69		
5.60		7.86–98.43
101.77		
4.52		7.77–98.52
102.59		
3.70		7.50–98.79
102.93		99.29
3.36		7.00

	+	⊼	−	B.M
		108.54		
15+0				
16+0				
17+0				
18+0				
19+0			4.90	103.64
	5.88	109.52		
20+0				
21+0			3.55	105.97
	1.15	107.12		
22+0				
rock ⊙			4.26	102.86
	6.15	109.01		
23+0				
24+0				
25+0			3.34	105.67
	6.88	112.55		
26+0				
B.M	4.85	114.47	2.93	109.62
27+0				

Top Stk	Ditch
102.57	98.94
5.97	9.60
103.19	99.84
5.35	8.70
103.56	100.70
4.98	7.84
104.67	100.54
3.87	8.00
103.64	101.41
4.90	7.13
106.55	101.67
2.97	7.85
105.97	101.98
3.55	7.54
106.05	102.30
1.07	4.82
107.41	102.65
1.60	6.36
106.72	102.95
2.29	6.06
105.67	103.41
3.34	5.60
106.63	104.03
5.92	8.52

B.M. on nail in base of sugar tree about 60' So. of Sta 26+0 — 2.93 - 109.62

106.83	104.17
7.64	10.30

18 Tharp - Levels

	+	π	−	B.M	Top sth	Ditch
		114.47			107.75	104.32
28+0					6.72	10.15
					107.75	104.72
29+0					6.72	9.75
					109.36	104.02
30+0			5.11	109.36	5.11	10.45
	6.13	115.49			109.53	104.02
31+0					5.96	11.47
					109.83	104.34
32+0					5.66	11.15
					109.44	104.44
33+0					6.05	11.05
					109.79	104.57
34+0			5.70	109.79	5.70	10.92
	7.26	117.05			110.25	104.62
35+0					6.80	12.43
					110.49	104.77
36+0					6.56	12.28
					110.81	105.18
37+0					6.24	11.87
					110.72	105.23
38+0					6.33	11.82
					110.27	105.55
39+0					6.78	11.50
					112.63	105.82
40+0					4.42	11.23
					110.45	106.10
41+0			6.60	110.45	6.60	10.95
	7.71	118.16			112.78	105.56
42+0					5.38	12.60
					111.68	106.14
43+0					6.48	12.02
					111.89	106.48
44+0					6.27	11.68
					112.21	106.76
45+0					5.95	11.40
					112.06	
46+0			6.10	112.06	6.10	11.20 - 106.96
	6.12	118.18				

19 Tharp Ditch - Levels

	+	ℸ	-	BM	
		118.18			
				114.92	3.26
47+0					
48+0					
49+0					
50+0			5.28	112.90	
	4.26	117.16			
51+0					
52+0					
53+0					
54+0					
55+0					
56+0					
57+0			3.95	113.21	
	4.00	117.21			
58+0					
59+0					
60+0					
61+0					
62+0					

B.M. on the center of W. railing of Conc. bridge at Road # 39 - Sta. 47+0 - 3.26 - 114.92

Top Stk	Ditch
	107.38
	10.80
112.38	107.36
5.80	10.82
111.34	107.33
6.84	10.85
113.90	107.33
5.28	10.85
112.70	107.51
4.46	9.65
113.61	107.45
4.55	9.71
112.55	107.69
4.61	9.47
112.07	107.27
5.09	9.89
4.37 - 112.79	107.71
	9.45
3.81 - 113.35	107.80
	9.36
113.21	108.06
3.95	9.10
113.51	107.67
3.70	9.54
113.39	107.94
3.83	9.27
114.36	108.30
2.85	8.91
113.93	108.06
3.28	9.15
114.64	108.69
2.57	8.52

20

	+	I	-	B.M
		117.21		
62+60			3.02	114.19
	3.40	117.59		
63+0				
64+0				
65+0				
66+0				
67+0				
68+0			2.84	114.75
	5.48	120.23		
69+0				
70+0				
71+0				
72+0				
73+0				
74+0				
75+0			2.66	117.57
	3.90	121.47		
76+0				
77+0				

Tgt Side	Ditch
	108.78
114.19	
3.02	8.43
113.84	108.59
3.75	9.00
113.76	108.64
3.83	8.95
113.61	108.91
3.98	8.68
114.17	108.64
3.42	8.95
113.71	109.11
3.88	8.48
114.75	108.79
2.84	8.80
114.58	109.55
5.65	10.68
114.63	109.53
5.60	10.70
115.83	110.18
4.40	10.05
115.43	110.33
4.80	9.90
115.33	110.78
4.90	9.45
2.84 - 7.39	111.13 9.10
117.57	111.18
2.66	9.05
116.53	11149
4.94	9.98
115.29	111.47
5.18	10.00

21 Tharp Levels

	+	℄	−	B.M.
		121.47		
78+0				
79+0				
79+54				

Tip	Ditch
Stk	
115.50	111.41
5.97	10.06
	℄
114.49	111.64
6.98	9.83
115.10	111.45
6.37	10.02

111.17
10.30 − Fl. 14" tile

112.39
9.08 − Top 14" tile

Low spot in swamp - on Adams.
11.70 - 109.77

B.M. on Conc. base of shed at SW corner of shed - So. of Sta. 77+57 - 150'
4.58 - 116.89

Arm #1 - Tharp Ditch

	+	⊼	-	BM	Top sch	Ditch
		117.59				
62+60 = 0+0						
1+0					114.39 / 3.20	109.04 / 8.55
2+0					114.37 / 3.22	109.37 / 8.22
3+0					115.21 / 2.38	109.57 / 8.02
4+0					115.50 / 2.09	109.79 / 7.80
5+0					113.98 / 3.61	109.89 / 7.70
5+55					113.64 / 3.95	109.94 / 7.65
				113.62		

109.64
7.95 - Fl. tile
110.91
6.68 - Top tile

B.M. - on Hdwell @ Sta 5+55 on Arm #1
3.97 - 113.62

	Tharp		Ditch check B.M	
	+	T	-	B.M
77+57		121.47		116.89
74+0			4.06	117.41
	5.51	122.92		
			9.30	113.62
off B.M	5.37	118.99		
58+0			5.46	113.53
	3.85	117.38		
51+0			4.74	112.64
	4.68	117.32		
41+0			6.90	110.42
	5.97	116.39		
33+0			7.00	109.39
	9.46	118.85		
@			9.28	109.62
off B.M	1.69	111.31		
			4.34	106.97
	7.49	114.46		
			7.28	107.18
	2.30	109.48		
			7.08	102.40

B.M.

@ 5+55 on turn
113.62

Check
9.30
113.62

118.85
109.62
T = 3

Sta. 47+0 B.M
114.92 → 2.46
114.86

26+0
109.62 → 9.28
107.57

24	Check +	B.M −	Tharp −	Ditch B.M
				102.40
	4.46	106.86		
6+0			7.03	99.73
	4.26	103.99		

B.M - 3+25 on stump
100.00 → 4.03
99.97

25 John T. Barnett Ditch.
CCC Camp.

0+0 S. Rd. Fence of E. & W. Rd.

9+97 Harlan W. Line
Snyder E. Line
20+25 Smith E. line

30+02 N & S. Fence W. Smith line
E. Todd line

38+65 N & S. Fence

39+16 Tile from No.

54+66 Todd W. Line - Norman E Line
56+39 5"or6" Tile from N.
57+02 5"or6" Tile from S.
57+98 8" Tile from S
59+50 5"or6" tile from S
63+32 5"or6" " from N.
66+44 10" tile from S.
74+05 Norman N. line
76+46 E. Fence of N & S. Rd
76+83 W Fence of N & S. Rd

90+22 6" tile from NW
93+22 } West's - W. Line
Higgins E. Line

102+10 5" tile from So
109+25 E. Rd. Fence Rd. #39

109+66 W. Rd. Fence Rd #39

120+90 End open Ditch
8" Tile from W.

27 John T. Barnett Levels

	+	π	−	B.M	
	1.65	101.65		100.00	on W. end of N. rail of Conc. Bridge
0+0					
1+0					
2+0					
3+0					
4+0					
5+0			5.04	96.61	
	5.52	102.13			
6+0					
7+0					
8+0					
9+0					
10+0					
11+0					
12+0			4.13	98.00	
	5.08	103.08			
13+0					
14+0					

Top the	Ditch
95.50	90.55
6.15	10.10
96.05	90.75
5.60	10.90
96.09	91.25
5.56	10.40
95.31	91.40
6.34	10.25
97.35	91.09
4.30	10.56
96.61	91.37
5.04	10.28
96.90	91.59
5.23	10.54
95.53	91.40
6.60	10.73
97.75	91.55
4.38	10.58
97.58	91.76
4.55	10.37
96.80	91.52
[illegible]	10.61
97.61	91.85
4.52	10.28
98.00	91.77
4.13	10.36
97.70	97.30
5.38	10.78
98.80	91.88
4.28	11.20

	+	π	−	B M		Sth	Ditch
15+0		103.08				3.78 − 99.30	92.16 / 10.92
16+0						5.65 − 97.43	92.48 / 10.60
17+0						5.60 − 97.48	92.73 / 10.35
18+0						5.31 − 97.77	92.74 / 10.34
19+0						4.50 − 98.58	92.91 / 10.17
20+0						97.36 / 5.72	93.38 / 9.70
21+0						96.40 / 6.68	92.98 / 10.10
22+0			6.79	96.29		96.29 / 6.79	93.26 / 9.82
	6.98	103.27					
B. M.	on NW end of NW wing of Bridge						
	Sta 20+80		6.42 − 96.85				
	6.33	103.18		96.85			
23+0						99.02 / 4.16	93.46 / 9.72
24+0						99.03 / 4.15	93.46 / 9.72
24+90					10" Tile	94.48 / Fl. 8.70	Top 7.85 − 95.33
25+0						98.03 / 5.15	93.66 / 9.52
26+0						99.67 / 3.51	93.53 / 9.65
27+0						99.78 / 3.40	93.46 / 9.72
28+0	5.65	103.50	5.33	97.85		97.85 / 5.33	93.50 / 9.68
29+0						99.04 / 4.46	93.70 / 9.80

29

Barnett

	+	T	-	B.M
		103.50		
30+0				
31+0				
32+0				
33+0	5.82	104.72	4.60	98.90
34+0				
35+0				
36+0				
37+0				
38+0				
39+0				
39+16				Largefile N
40+0				
41+0				
42+0	5.21	104.77	5.16	99.56
43+0				
44+0				
45+0				
46+0				

Ditch

Top	Ditch
98.05	
5.45	93.43
99.15	10.07
4.35	93.35
99.63	10.15
3.87	93.50
	10.00
98.90	
4.60	93.63
	9.87
98.91	
5.81	93.47
99.09	11.30
5.63	93.47
99.35	11.30
5.37	94.20
98.90	10.57
5.82	93.91
99.07	10.81
5.65	94.07
97.07	10.70
7.65	94.27
	10.45
94.29	
El. 10.43	96.07
98.76	Top 8.70
5.96	94.34
99.84	10.38
4.88	94.22
	10.50
99.56	
5.16	94.39
	10.33
99.58	
5.19	94.45
99.67	10.37
5.10	94.72
	10.05
99.93	
4.94	94.86
100.70	9.91
4.07	94.91
	9.86

30

	+	℄	−	BM
		104.77		
47+0				
48+0				
				Tile So. side
48+0	5.27	105.46	4.58	100.19
49+0				
50+0				
51+0				
52+0				
53+0	4.50	105.26	4.70	100.76
54+0				
55+0				
56+0				
57+0				
57+98				Tile S. side
58+0	6.27	105.51	6.02	99.24
59+0				
59+50			Tile	S. side
60+0				
61+0				

Top	Ditch
100.60	95.25
4.17	9.52
100.19	95.02
4.58	9.75
96.02	96.45
Fl. 8.75	Top 8.32
100.90	95.14
4.56	10.32
100.51	95.41
4.95	10.05
100.71	95.41
4.75	10.05
100.91	95.76
4.55	9.70
100.76	95.76
4.70	9.70
100.47	95.48
4.79	9.78
100.66	95.39
4.60	9.87
100.28	95.52
4.98	9.74
99.06	95.68
6.20	9.58
96.06	96.96
Fl. 9.20	Tp. 8.30
99.24	95.66
6.02	9.60
99.89	95.83
5.62	9.68
96.06	96.51
Fl. 9.45	T- 9.00
100.20	95.81
5.31	9.70
100.88	95.76
4.63	9.75

31 John T. Barnett Levels

	+	↑	−	B.M.		Top Stk	Ditch
		105.51					
62+0						100.73	96.01
63+0						4.78	9.50
63+32				Tile N side		100.59	96.08
64+0						4.92	9.43
65+0						96.16	96.71
66+0	4.20	105.21	4.50	101.01	Fl.	8.35	Top 8.80
66+44				Tile S. side		99.67	96.21
67+0						5.84	9.30
						100.70	96.34
68+0						4.81	9.17
69+0						101.01	96.29
70+0						4.50	9.22
71+0	4.00	106.09	3.12	102.09		96.50	97.55
72+0					Fl.	8.71	Top 7.66
73+0						100.50	96.11
74+0						4.71	9.10
75+0	5.76	108.13	3.72	102.37		100.46	96.66
76+0						4.75	8.55
76+80	on SW. Wing		@S. end W. Rail	103.65	4.48	100.97	96.41
						4.24	8.80
	5.35	109.00				101.77	96.55
77+0						3.44	8.66
						102.09	97.04
78+0						3.12	8.17
						102.41	97.11
						3.68	8.98
						102.27	96.94
						3.82	9.15
						102.44	97.59
						3.65	8.50
						102.37	97.29
						3.72	8.80
						101.96	97.76
						6.17	10.37
						103.95	97.82
						5.15	11.18
						104.08	97.85
						4.92	11.15

37 Barnett Levels

	+	T	−	BM
		109.00		
79+0				
80+0				
81+0	6.07	110.98	4.09	104.91
82+0				
83+0				
84+0				
85+0				
86+0	4.90	109.32	6.56	104.42
87+0				
88+0				
89+0	3.93	108.50	4.75	104.57
90+0				
91+0	7.24	110.84	4.90	103.60
92+0				
93+0				
94+0				
95+0				
96+0	6.79	112.09	5.54	105.30
97+0				

Tg Stk	Ditch
103.60	98.35
5.40	10.65
104.10	98.65
4.90	10.35
104.91	98.58
4.09	10.42
104.52	98.58
6.46	12.40
103.65	98.76
7.33	12.22
103.46	98.92
7.52	12.06
104.00	99.08
6.98	11.90
104.42	98.96
6.56	12.02
105.37	98.97
3.95	10.35
105.26	99.04
4.06	10.28
104.57	99.32
4.75	10.00
104.38	99.18
4.12	9.32
103.60	99.59
4.90	8.91
104.82	99.59
6.02	11.25
104.67	99.99
6.17	10.85
104.56	99.54
6.28	11.30
104.97	99.84
5.87	11.00
105.30	99.97
5.54	10.87
105.19	100.23
6.90	11.86

Barnett Levels

	+	π	−	B.M.	
		112.09			
98+0					
99+0					
100+0					102.58
		Boiler pipe 36" culvert - Obe Higgins Top.			9.51
101+0					
102+0					
		5" tile So. side	Top	9.43 −	102.66
			Fl	10.00 −	102.09
103+0	5.35	110.88	6.56	105.53	
104+0					
105+0					
106+0					
107+0					
108+0					
109+0					
109+30	on S. end of E. Rail of Bridge Rd. #39 − 2.29			108.59	
	4.91	113.50			
110+0					
111+0					

Top Stk	Ditch
104.68	100.16
9.41	11.93
106.06	100.37
6.03	11.72
102.58	101.05
9.51	11.04
102.86	100.94
9.23	11.15
104.99	101.24
7.10	10.85
105.53	101.09
6.56	11.00
105.98	
4.90	9.80 − 101.09
106.19	
4.69	9.62 − 101.26
106.18	
4.70	9.30 − 101.58
106.54	101.26
4.34	9.62
106.63	101.88
4.25	9.00
106.48	102.53
4.40	8.35
106.83	102.36
6.69	11.14
108.12	102.35
5.38	11.15

	+	℄	-	B.M
		113.50		
112+0				
113+0				
114+0				
115+0				
116+0	8.25	115.51	6.24	107.26
117+0				
118+0				
119+0				
120+0				
120+90				

Fl. 11.82 - 103.69
Tp - 11.10 - 104.41

120+90

Tp Sta	Ditch
108.67	102.68
4.83	10.87
108.34	102.47
5.16	11.03
108.05	102.80
5.45	10.70
107.12	103.18
6.38	10.32
107.26	103.41
6.24	10.09
107.66	103.33
7.85	12.18
107.76	103.51
7.75	12.00
107.65	103.41
7.86	12.10
108.23	103.99
7.28	11.52
107.15	103.61
8.36	11.90

Check B.M. - Barnett Ditch.

	+	℄	−	B.M.	
	5.83	114.42		108.59	Bridge on Rd. #37
⊙	8.00	119.00	3.42	111.00	
⊙	2.77	114.39	7.38	111.62	
⊙	3.64	109.88	8.15	106.24	
⊙	4.81	110.85	3.84	106.04	Large rock Corner Roads
⊙	5.43	108.58	7.70	103.15	
			4.99	103.59 ←	check
	5.37	111.41		106.04	
	6.65	111.36	6.70	104.71	
	5.86	107.07	10.15	101.21	
	5.05	104.48	7.64	99.43	
	7.60	110.83	1.25	103.23	
	3.28	107.56	6.55	104.28	
	1.40	102.91	6.05	101.51	
			2.90	100.01	

0+0		102.91	Bottom Rod	
− 100			90.61	
− 200			12.30	90.61
− 300			90.31	
			12.60	
			90.26	
			12.65	

B.M. − 76+80
103.65

B.M. @ 0+00 ch.
100.00 − 100.01

10858
10365
493

41 John Garvey Ditch
CCC – clean out

0+0 Lower End Garvey Ditch
Empties into Pollard & Todd.
Shockley S. Line 10' So

5+75 Shockley N. Line
Styles S. Line

12+75 Styles N. Line – S. Line

14+05 N. & S. Fence & E. & W. Fence
Turpin S.W. Corner

35+86 Hession W. Line – Turpin E Line
54+29 S. Fence of E & W Rd
54+62 N. Fence of E & W. Rd.
58+14 Bursot E Line
Allison W Line
70+80 Allison W Line – Bursot E Line
72+42 Bursot N. Line –
B.E.O S. Line
72+73 S. end 48" Culvert under R.R.
73+11 N. end 48" " " " "
73+39 N. line R.R. Rightaway
73+39 S. line Worrell

4r John Garvey Ditch

85+16 Worrell N. Line
Peter Leuteritz S. Line
89+74 " " E. Line
Brunes W. Line
103+9r Brunes N. Line
Leuteritz S. Line
118+62 Leuteritz N. Line
So. Fence - E & W Rd
118+9r No. Fence - E & W. Rd.
Bullock S. Line
134+01 Zerr So Line
Bullock No. Line

144+75 - 2' W. of W. Rd. Fence N & S Rd

156+82 Ditchends in 8" tile at East Road fence

1 - 8" tile - head
2 - 6" tile
3 - 4" tile

+	π	−	BM
	109.07		
5.24	112.14	2.17	106.90
5.49	115.28	2.35	109.79
5.65	117.75	3.18	112.10
1.93	119.44	0.24	117.51
4.73	120.47	3.70	115.74
5.97	121.89	4.55	115.92
4.56	123.00	3.45	118.44
10.26	129.80	3.46	119.54
4.40	125.25	8.95	120.85
4.29	125.73	3.81	121.44
5.70	127.36	4.07	121.66
6.58	128.26	5.68	121.68
5.96	130.06	4.16	124.10

BM #1 on Garvey Ditch is same as BM # 3 on Pollard - Todd Ditch on N end of Brace post and brace West side of Ditch. Sta 0 on Garvey Ditch
EL. 107.99

BM # 2 EL. 117.51 on East End of Brace Rail of fence Sta 36+50 on East side of Ditch

→ BM #3 on SE Corner of NE Wing of bridge Sta 54 +50 EL. = ~~1.08~~ 116.97 ✓
4.92

→ BM #4 on top point of R.R. Marker Marked "W"
EL = ~~128.47~~ 129.47
1.33

Mistake of One foot in Bench Marks from here

+	$\bar{\pi}$	−	BM
	130.06		
4.28	130.49	3.85	126.21
1.77	131.78	0.48	130.01
5.17	133.60	3.35	128.43

BM #5 on N. end of Brace rail of fence at Road Sta 118+75 E.L. ~~127.71~~ 128.71

~~127.71~~ 2.35

BM #6 on NE Corner of Bottom step of house at front porch of Henry Zerr's house E.L. ~~130.99~~ 131.99

130.99 2.61

45

	+	⊼	−	BM
	5.90	122.87		116.97
54+0				
53+0				
52+0				
51+0				
50+0				
	4.69	120.56	7.00	115.87
49+0				
~~49+0~~				
48+0				
47+0				
46+0				
45+0				
44+0				
~~44~~+40			8.62 tk	
43+0				
42+0				
41+0				
40+0				
	3.23	118.39	5.40	115.16
39+0				
38+0				
37+0				

BM Check 117.50 0.89

Stk	Bottom	Ditch
117.39	113.02	
5.48	9.85	
116.60	112.84	
6.27	10.03	
115.92	112.84	
6.95	10.03	
115.74	112.76	
7.13	10.11	
115.92	112.77	
6.95	10.10	
116.15	112.48	
7.41	8.08	
~~7.07~~	~~8.61~~	
115.93	111.80	
4.63	8.76	
115.29	111.51	
5.27	9.05	
115.62	111.54	
4.94	9.02	
115.04	111.02	
5.52	9.54	
115.73	111.09	
4.83	9.47	
115.72	110.52	
4.84	10.09	
115.23	110.51	
5.33	10.05	
114.84	110.21	
5.72	10.30	
115.17	110.08	
5.39	10.48	
114.70	110.02	
3.69	8.37	
114.52	109.84	
3.87	8.55	
114.09	109.83	
4.30	8.56	

46

	+	⊼	−	BM
86+0		118.39		
85+0				
84+0				
33+0				
32+0				
31+0		30+25	7.50 Fill	
30+0				
29+0				
	3.11	116.35	5.15	113.24
28+0				
27+0				
26+0				
25+0				
24+0		23+50	7.82 Fill	
23+0				
22+0				
21+0				
20+0				
19+0				
18+0				
17+0				
16+0				
15+0				
14+0				
~~13+0~~	2.83	112.23	6.95	109.40

114.42	109.44
3.97	8.95
113.79	108.89
9.60	9.50
114.16	108.64
4.23	9.75
113.27	108.34
5.12	10.05
113.53	108.23
4.86	10.16
113.21	108.11
5.18	10.28
113.34	107.96
5.05	10.43
113.24	107.74
5.15	10.65
113.15	107.57
2.90	8.78
112.22	107.23
4.13	9.12
112.12	107.23
4.23	9.12
112.88	106.95
3.47	9.40
112.17	106.82
4.18	9.53
111.97	106.85
4.38	9.50
110.78	106.70
5.57	9.65
111.00	106.65
5.35	9.70
110.76	106.53
5.59	9.82
110.80	106.29
5.55	10.06
110.68	106.10
5.67	10.25
109.23	105.91
7.12	10.94
109.85	105.32
7.10	11.05
109.40	105.55
6.95	10.80

47

	+	⊼	−	BM
~~14~~		112.23		
13+0				
12+0				
11+0				
10+0				
9+0				
8+0				
7+0				
6+0				
5+0				
	2.41	108.64	6.00	106.23
4+0				
5+0				
2+0				
1+0				
0+0				
		BM Check	107.95 0.69	

103.67
102.5
+1.17

109.71	105.57	
2.52	6.66	1.37
108.86	105.28	1.60
3.97	6.95	8.97
109.08	104.58	
3.15	7.65	
107.75	104.78	
4.48	7.45	
108.20	103.91	7.60
4.03	8.32	
107.68	103.78	
4.55	8.45	
107.21	103.17	47
5.02	9.06	4
106.81	102.69	.168
5.42	9.54	.17
106.22	101.88	
6.01	10.35	
104.88	101.86	
3.76	6.78	
104.55	101.26	
4.09	7.38	
105.73	100.10	
2.91	8.59	
103.67	99.98	
4.91	8.66	
103.29	98.98	
5.25	9.66	

48

	+	⊼	−	BM
	6.18	123.15		116.97
55+00				
56+00				
57+00				
58+00				
59+00				
60+00				
61+00				
62+00				
		62+50	7.32	
63+00				
		63+50	7.52	
64+00				
65+00				
66+00				
	4.42	124.33	3.24	119.91
67+00				
68+00				
69+00				
70+00				
71+00				
72+00				
72+73	4' Iron pipe vida R.R.			
	10.34	130.83	3.84	120.49
			1.40	129.43 OK

117.49	113.85
5.66	10.30
117.855	113.80
5.30	10.35
118.64	113.10
4.51	10.05
118.53	113.52
4.62	9.63
118.98	113.98
4.22	9.17
118.06	114.18
5.09	8.97
119.89	114.06
3.76	9.09
119.43	114.60
3.72	9.15
117.48	114.19
5.67	8.96
119.01	114.20
4.14	8.95
118.91	114.50
4.24	8.65
119.91	114.52
3.24	8.63
119.64	114.75
4.69	9.58
120.41	114.68
3.92	9.65
120.28	114.83
4.05	9.52
	10' 20'
120.63	119.10 113.14
4.70	5.23 9.19
119.51	114.43
4.82	8.90
120.50	115.53
3.83	8.80
	115.52
FL. →	8.81

	+	⊼	—	BM	
	1.40	129.87		128.47	
	2.95	122.34	10.48	119.39	Sta. 69
			5+15 - 5.5+0 5.75	116.02 6.32	
	1.43	130.90		129.47	
~~74+0~~	4.88	125.52	10.26	120.64	
73+15					
74+0					
75+0					
76+0					
77+0					
78+0					
79+0					
	4.44	126.24	3.72	121.80	
80+0					
81+0					
82+0					
83+0					
84+0					
85+0					
86+0					
87+0					
88+0					
	5.60	128.02	3.82	122.42	
89+0					

	Stk	Bottom Ditch
fL Pipe under RR		115.25
		10.27
	120.64	115.60
	4.88	9.92
	121.44	115.74
	4.08	9.78
	121.51	115.96
	4.01	9.56
	121.32	115.72
	4.20	9.80
	121.66	116.04
	3.86	9.48
	121.80	116.07
	3.72	9.45
	122.42	116.29
	3.82	9.95
	122.19	116.43
	4.05	9.81
	121.87	116.73
	4.37	9.51
	122.67	116.74
	3.57	9.50
	122.54	116.77
	3.70	9.47
	121.14	116.29
	5.10	9.95
	121.39	116.94
	4.85	9.30
	122.05	116.95
	4.19	9.29
	122.42	116.98
	3.82	9.26
	122.60	117.19
	5.42	10.83

	+	℄	−	BM
		128.02		
90+0				
91+0				
92+0				
93+0				
94+0				
95+0				
96+0				
97+0				
98+0				
	7.64	129.41	6.25	121.77
99+0				
100+0				
101+0				
102+0				
103+0				
104+0				
105+0				
106+0				
107+0				
108+0				
109+0				
	7.34	130.03	6.72	122.69
110+0				
111+0				

Stk	Bottom Ditch
122.96	116.87
5.06	11.15
122.61	116.82
5.41	11.20
122.49	117.17
5.53	10.85
122.93	117.37
5.09	10.65
121.61	117.52
6.41	10.50
123.67	117.72
4.35	10.30
124.00	117.71
4.02	10.31
123.69	117.81
4.33	10.21
121.77	118.42
6.25	9.60
122.62	118.31
6.79	11.10
122.80	118.16
6.61	11.25
122.35	118.41
6.06	11.00
123.09	118.70
6.32	10.71
128.32	118.50
6.09	10.91
123.31	118.91
6.10	10.50
123.85	119.41
5.56	10.00
123.82	119.51
5.59	9.90
124.84	119.71
4.57	9.70
123.73	119.74
5.68	9.67
122.69	120.05
6.72	9.36
123.63	120.38
6.40	9.65
124.61	120.58
5.42	9.45

51

	+	∧	−	BM
		130.03		
112+0				
113+0				
114+0				
115+0				
116+0				
117+0				
118+0				
	5.87	131.10	4.80	125.23
		2.47 128.63		
	2.47	131.13		128.71
119+0				
120+0				
121+0				
122+0				
123+0				
124+0				
125+0				
126+0				
Om Sta 126 +0	6.50	132.83	4.80	126.33
127+0				
128+0				
129+0				
130+0				
131+0				

3+W	Bottom Pitch
124.93	120.72
5.10	9.31
124.12	120.53
3.91	9.50
124.77	120.86
3.26	9.17
124.08	120.80
5.95	9.23
124.45	120.95
5.58	9.08
124.38	121.09
5.65	8.94
125.25	121.30
4.78	8.73
126.27	121.63
4.86	9.50
127.09	121.49
4.04	9.64
127.01	121.63
4.12	9.50
127.90	121.75
3.23	9.38
127.84	121.88
3.29	9.25
127.39	122.03
3.74	9.10
126.97	122.08
4.16	9.05
126.33	122.46
4.80	8.67
	~~10.45~~
126.99	121.38
5.82	10.45
127.33	122.58
5.50	10.35
128.05	122.58
4.80	10.25
129.19	123.08
3.64	9.75
129.69	123.28
3.14	9.55

57

	+	⊼	−	BM
		132.83		
132+0				
	2.66	132.04	3.45	129.38
133+0				
134+0				
135+0				
136+0				
137+0				
138+0				
139+0				
140+0				
	7.30	134.69	4.65	127.39
140+0				
141+0				
142+0				
143+0				
144+0				
144+75				
145+75				
146+75				
147+75				
148+75				
149+75				
150+75				
			3.84	130.85

St K	Bottom Ditch
129.38	123.38
3.45	9.45
127.92	123.64
7.12	8.40
127.60	123.99
4.44	8.05
128.64	129.35
3.40	7.69
128.31	124.51
3.73	7.53
127.49	124.55
4.55	7.49
127.77	124.73
4.27	7.31
OUT	
	129.64
	7.40
128.04	
6.65	
128.22	124.87
6.47	9.82
128.89	124.89
5.85	9.80
128.77	124.93
5.92	9.76
129.34	124.79
5.35	9.90
129.19	124.64
5.50	10.05
130.47	125.07
4.22	9.62
130.45	125.29
4.24	9.40
131.53	125.19
4.16	9.50
132.01	125.42
2.68	9.27
132.01	125.55
2.61	9.14
130.85	125.74
3.84	8.95

53

	+	℄	−	BM
	4.35	135.20	3.84	130.85
151+75				
152+75				
153+75				
154+75				
155+75				
156+75				
157+57				

sta	Bottom Ditch
129.90	126.05
5.30	9.15
130.13	125.99
5.07	9.21
129.78	126.15
5.42	9.05
130.47	126.50
4.73	8.70
130.83	126.14
4.37	9.01
129.99	126.28
5.21	8.92
130.25	126.56
4.95	8.65

Levels taken by
RW Armstrong
Finished Jan 17, 1935

0+0 at S. R.R. fence
1+0 Prop. line N. side R.R.

16+0 on Main Equal 0+0
on Arm

55

Sta	−	⊼	+	BM	
		102.07	2.07	100.00	
0+0					
1+0					
2+0					
3+0					
4+0					
5+0					
6+0					
	7.81	99.70	5.44	94.26	
7					
8					
9					
10					
11					
12					
13					
14					
15					
	8.26	97.00	5.56	91.44	
16					
					BM on Rock Sta 16+0 90.37 6.33
		95.47	5.10	90.37	
17+0					
18+0					

Carter Drain

Stk	Ditch
94.78	91.41
7.29	10.66
94.61	91.39
7.46	10.68
95.62	91.69
6.45	10.38
95.21	91.11
6.86	10.96
95.29	90.72
6.78	11.35
95.09	90.62
6.98	11.45
94.21	90.22
7.86	11.85
94.35	90.00
5.35	9.70
93.88	90.04
5.82	9.66
93.66	89.65
6.04	10.05
94.27	89.65
5.43	10.05
94.07	89.30
5.63	10.40
92.30	
7.40	
92.75	88.87
6.95	10.83
91.08	88.64
8.62	11.06
91.45	88.40
8.25	11.30
90.73	88.01
6.27	8.99
	UP End of Rm FL, 89.98 89.30
90.40	87.76
5.07	7.71
90.04	87.72
5.43	7.75

sta.	—	⊼	+	BM
		95.47		
19+0				
20+0				
21+0				
	4.79			90.68
		93.69	3.01	
22+0				
23+0				
24+0				
25+0				
26+0				
27+0				
28+0				
	4.76			88.93
		95.79	6.86	
29+0				
30+0				
31+0				
32+0				
33+0				

BM on top of Rock at end of Ditch Sta 33+13
86.73
EL. 9.06

stk	Bot Ditch
88.96	87.27
6.51	8.20
90.50	87.13
4.97	8.34
90.67	87.00
4.80	8.47
89.80	86.89
3.89	6.80
90.54	86.92
3.15	6.77
90.02	86.39
3.67	7.30
89.44	85.59
4.25	7.90
89.74	85.99
3.95	7.70
89.36	85.59
4.33	8.10
88.94	85.57
4.75	8.12
89.73	85.41
6.06	10.38
88.00	84.82
7.79	10.97
87.96	84.99
7.83	10.80
88.44	84.73
7.35	11.06
86.86	84.19
8.93	11.60

End Carter Drain

57 Arm. Carter Drain

	−	⊼	+	BM
		97.09		
16+0	on Main = 0+0 on Arm			
1+0				
2+0				
3+0				
4+0				
4+85				
6+0				
7+0				
8+0				
~~9+0~~	4.38			92.62
~~10+0~~		97.88	5.26	
9+0				
10+0				
10+57				

BM 10+57 on Arm on low spot in Hwd. Heat tile ~~[illegible]~~ ~~4.76~~ 4.74 → 93.14

91.42
5.38

Stk	Ditch	
90.73	88.01	88.44
6.27	8.99	8.56
91.45	88.55	
5.55	8.46	
91.58	88.73	
5.42	8.27	
92.40	88.74	
4.60	8.26	
91.59	88.82	
5.41	8.18	
92.97	89.00	
4.03	8.00	
93.18	89.42	
3.82	7.58	
92.62	89.48	
4.38	7.52	
94.24	89.80	
3.64	8.08	
94.28	89.93	
3.60	7.95	
93.84	88.98	
4.04	8.90	

Miles Drain — Center Twp.

Sta	− R.R.	H.I.	+ R.R.	BM	SW Corner Cor. foundation windmill Sta 2+50
		106.96	6.96	100.00	
0+0					
1+0					
2+0					
3+0					
4+0					
~~5+0~~	10.31			96.65	
~~6+0~~		100.62	3.97		
5+0					
6+0					
7+0					
8+0					
9+0					
10+0					
11+0					
12+0					
	6.11	~~9~~	~~0.1~~	94.51	
		94.61	0.10		
13+0					
14+0					
15+0					
16+0					
17+0					
18+0					

Stk	Ditch Bott.
101.33	97.62
5.63	9.34
100.44	95.98
6.52	10.98
97.50	95.23
9.46	11.73
96.71	94.92
10.25	12.04
96.64	93.96
10.32	13.00
97.02	93.80
3.60	6.82
3.47	93.82
97.15	6.80
97.85	92.86
2.77	7.76
95.99	92.32
4.63	8.30
95.79	91.50
4.83	9.12
97.17	90.45
3.45	10.17
95.69	89.89
4.93	10.73
94.55	88.67
6.07	11.95
93.04	88.46
1.57	6.15
92.08	87.71
2.53	6.90
90.97	87.36
3.64	7.25
90.46	87.01
4.15	7.60
90.19	86.74
4.42	7.87
89.72	86.21
4.89	8.40

Sta.	−	π	+	BM	
		94.61			
19+0					
20+0					
21+0					
	6.94			87.67	
		92.15	4.48		
22+0					
23+0					
24+0					
25+0					
26+0					
27+0					
28+0					
29+0					
30+0					
31+0					
32+0					
	3.98			88.17	Bottom note W side of end Post Sta. 28 + 50 El. 88.17

Stk	Ditch
89.00	85.85
5.61	8.76
87.98	85.43
6.63	9.18
87.66	85.31
6.95	9.30
87.97	84.75
4.18	7.40
87.77	83.95
4.38	8.20
89.17	83.65
2.98	8.50
88.31	83.15
3.84	9.00
87.45	82.65
4.70	9.50
86.93	82.05
5.22	10.10
85.39	81.57
6.76	10.58
85.15	81.05
7.00	11.10
85.13	80.90
7.02	11.25
84.55	80.50
7.60	11.65
83.99	80.35
8.16	11.80

Harry Saunders

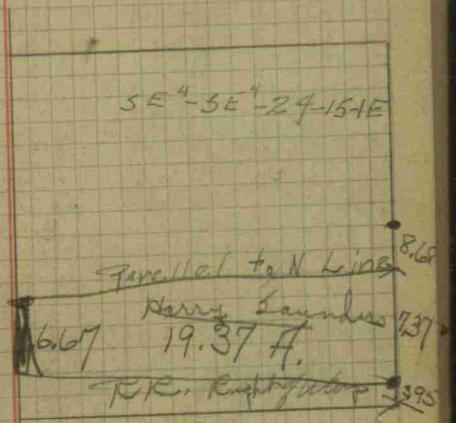

Name

Disc.

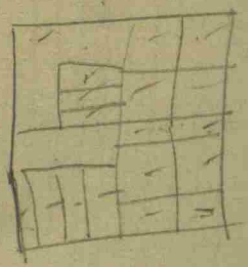

5.95
8.68
12.63 50
36
88

20.00
12.63
7.39

2.40
3.00

1.3.07
077
17.75

.5
3600 | 14.5 8.0
6 0 0

3.95
66
2370
2370
16070

94
3
282

92
3
276

DISTANCES FROM CENTER OF ROADWAY FOR CROSS-SECTIONING.

ROADWAY 14 FEET WIDE. SIDE SLOPES 1½ TO 1.

FOR SINGLE TRACK EMBANKMENT.

	0	.1	.2	.3	.4	.5	.6	.7	.8	.9	
0	7.0	7.2	7.3	7.5	7.6	7.8	7.9	8.1	8.2	8.4	0
1	8.5	8.7	8.8	9.0	9.1	9.3	9.4	9.6	9.7	9.9	1
2	10.0	10.2	10.3	10.5	10.6	10.8	10.9	11.1	11.2	11.4	2
3	11.5	11.7	11.8	12.0	12.1	12.3	12.4	12.6	12.7	12.9	3
4	13.0	13.2	13.3	13.5	13.6	13.8	13.9	14.1	14.2	14.4	4
5	14.5	14.7	14.8	15.0	15.1	15.3	15.4	15.6	15.7	15.9	5
6	16.0	16.2	16.3	16.5	16.6	16.8	16.9	17.1	17.2	17.4	6
7	17.5	17.7	17.8	18.0	18.1	18.3	18.4	18.6	18.7	18.9	7
8	19.0	19.2	19.3	19.5	19.6	19.8	19.9	20.1	20.2	20.4	8
9	20.5	20.7	20.8	21.0	21.1	21.3	21.4	21.6	21.7	21.9	9
10	22.0	22.2	22.3	22.5	22.6	22.8	22.9	23.1	23.2	23.4	10
11	23.5	23.7	23.8	24.0	24.1	24.3	24.4	24.6	24.7	24.9	11
12	25.0	25.2	25.3	25.5	25.6	25.8	25.9	26.1	26.2	26.4	12
13	26.5	26.7	26.8	27.0	27.1	27.3	27.4	27.6	27.7	27.9	13
14	28.0	28.2	28.3	28.5	28.6	28.8	28.9	29.1	29.2	29.4	14
15	29.5	29.7	29.8	30.0	30.1	30.3	30.4	30.6	30.7	30.9	15
16	31.0	31.2	31.3	31.5	31.6	31.8	31.9	32.1	32.2	32.4	16
17	32.5	32.7	32.8	33.0	33.1	33.3	33.4	33.6	33.7	33.9	17
18	34.0	34.2	34.3	34.5	34.6	34.8	34.9	35.1	35.2	35.4	18
19	35.5	35.7	35.8	36.0	36.1	36.3	36.4	36.6	36.7	36.9	19
20	37.0	37.2	37.3	37.5	37.6	37.8	37.9	38.1	38.2	38.4	20
21	38.5	38.7	38.8	39.0	39.1	39.3	39.4	39.6	39.7	39.9	21
22	40.0	40.2	40.3	40.5	40.6	40.8	40.9	41.1	41.2	41.4	22
23	41.5	41.7	41.8	42.0	42.1	42.3	42.4	42.6	42.7	42.9	23
24	43.0	43.2	43.3	43.5	43.6	43.8	43.9	44.1	44.2	44.4	24
25	44.5	44.7	44.8	45.0	45.1	45.3	45.4	45.6	45.7	45.9	25
26	46.0	46.2	46.3	46.5	46.6	46.8	46.9	47.1	47.2	47.4	26
27	47.5	47.7	47.8	48.0	48.1	48.3	48.4	48.6	48.7	48.9	27
28	49.0	49.2	49.3	49.5	49.6	49.8	49.9	50.1	50.2	50.4	28
29	50.5	50.7	50.8	51.0	51.1	51.3	51.4	51.6	51.7	51.9	29
30	52.0	52.2	52.3	52.5	52.6	52.8	52.9	53.1	53.2	53.4	30
31	53.5	53.7	53.8	54.0	54.1	54.3	54.4	54.6	54.7	54.9	31
32	55.0	55.2	55.3	55.5	55.6	55.8	55.9	56.1	56.2	56.4	32
33	56.5	56.7	56.8	57.0	57.1	57.3	57.4	57.6	57.7	57.9	33
34	58.0	58.2	58.3	58.5	58.6	58.8	58.9	59.1	59.2	59.4	34
35	59.5	59.7	59.8	60.0	60.1	60.3	60.4	60.6	60.7	60.9	35
36	61.0	61.2	61.3	61.5	61.6	61.8	61.9	62.1	62.2	62.4	36

Calculated by Julien A. Hall, M. Am. Soc. C. E.

MADE IN GERMANY.